

From the Department of Paediatric Surgery  
Queen Silvia Children's Hospital  
Gothenburg  
Sweden  
and the Editorial Office

## **Overview of 345 Supplements published 1934–2011**

**Göran Hansson and Anders Rydholm**

ACTA ORTHOPAEDICA SUPPLEMENTUM NO. 348, VOL. 83, 2012

---

**informa**  
healthcare

## Contact address

---

Anders Rydholm, Editor  
Acta Orthopaedica Editorial Office,  
Department of Orthopaedics,  
Lund University Hospital,  
SE 221 85 Lund  
Sweden  
anders.rydholm@med.lu.se

Göran Hansson  
Department of Paediatric Surgery  
Queen Silvia Children's Hospital  
SE 416 85 Gothenburg  
Sweden  
goran.hansson@mbox312.swipnet.se

Copyright © Informa Healthcare Ltd 2012. ISSN 1745–3674. Printed in England – all rights reserved  
*DOI 10.3109/17453674.2012.749971*

Printed in England  
Latimer Trend & Company Limited  
2012

## Contents

Preface, 1

The Journal, 2

Supplements 1934–2011, 4

The 4 cover supplements, 6

Future supplements, 9

Appendix (Tables 3 and 4), 10

## Preface

The first Supplement of “Acta Orthopædica Scandinavica” was published in 1934 and up until 2011, 345 supplements have been issued. The supplements have been recognized worldwide as important documents communicating recent progress in all fields of orthopedic research. The mean annual number of supplements published is 4 (0–17). Since 2000, 55 supplements have been published. A large number of the supplements have been PhD Theses, most of them presented at universities in Scandinavia and during recent years also in the Netherlands.

In this Supplement, we list the supplements published so far. We hope that as one of 4600 subscribers of “Acta Orthopædica”, you will find this review of the supplements of interest and that it will help you to find supplements which address your special field of interests in orthopedics.

We want to thank Ivan Hvid, Aarhus, Denmark, Lars Engesaeter, Bergen, Norway and Kalevi Österman, Helsinki, Finland for helping us finding out which of the supplements were theses from their respective countries. Johan Kärrholm and Olle Svensson wrote 2 author presentations. Kerstin Ingvarsson helped type the Tables.

Lund, November 2012

Göran Hansson

Associate Professor  
Department of Paediatric Surgery  
Queen Silvia Children’s Hospital  
Gothenburg  
Sweden

Anders Rydholm

Editor

## The journal Acta Orthopaedica (Scandinavica 1930–2004)

In 1930 the first issue of “Acta Orthopaedica Scandinavica” was published. Patrick Haglund, Stockholm, the first professor of orthopedics in Sweden, appointed in 1913, was also the first Editor of Acta. The Preface in the first issue reads:

*“Since the foundation of the Northern Orthopedic Association in the year 1919 on the initiative of Bylow-Hansen, Haglund and Slomann, orthopedic surgeons from the four Scandinavian countries (Denmark, Finland, Norway and Sweden) have met at annual congress at which specialists in branches bordering on orthopedics, especially in tuberculosis of the bones and joints, are also present.*

*The cooperation of physicians of the Northern countries is based not only on a mutual linguistic understanding but also on the similarity of medical training in the Scandinavian countries. Notably as regards orthopedics, its Scandinavian practitioners have, by their own experiences, found ideas and working methods, and by their own experiences, founded a Scandinavian orthopedic school. In order to give an external expression to our unity, we have joined in issuing the present periodical.”*

Right from the beginning, the editors understood that orthopedic research should be international, and for many years Acta articles were therefore published in either English, French, or German, with abstracts in all 3 languages. This international view was merely confirmed in 2005, when “Scandinavica” was dropped; for a long time most of the manuscripts had been coming from countries outside Scandinavia. The name change to Acta Orthopaedica also marked that the Netherlands and Estonia had joined the Nordic Orthopaedic Federation (NOF: originally an alliance between the national orthopedic societies of Denmark, Finland, Iceland, Norway and Sweden). NOF owns Acta Orthopaedica, which is a non-profit journal. Acta today is one of the major general orthopedic journals.

### Acta characteristics

#### Open Access

Since 2005 Acta is a so called platinum Open Access journal, which means that it is not only immediately free to the general reader but articles are published with no costs to authors. The articles are presented in PubMed (abstract) with a link

to PubMedCentral (full article). Furthermore, the entire Acta production, including the supplements, since the very start in 1930 is now available free at <http://informahealthcare.com/ort>.

#### App

Acta comes with free apps for iPhone, iPad and Android, with free access to all articles.

#### Creative commons; no copyright

Acta articles are distributed under the terms of the Creative Commons Attribution Non-commercial License, which permits any non-commercial use, distribution and reproduction in any medium, provided the source is credited. This means that Acta has no copyright on your article; you as an author, and others, are free to use it for all non-commercial purposes.

#### Statistics

Almost all clinical and laboratory experiments require statistical considerations for planning and evaluation. It has been shown repeatedly that articles—even in high-ranking journals—surprisingly often contain inadequate statistics. Since 1993, Acta has been taking advantage of an experienced biostatistician to make sure that the conclusions presented in a manuscript are supported by the data, and that any weaknesses and limitations imposed by the study design, data collection and statistical analysis are pointed out to the reader.

#### Registers

Göran Bauer was the head of the Department of Orthopedics in Lund 1969–1989 and Editor of Acta from 1983 to 1993. He regarded knee arthroplasty a large-scale experiment, the outcome of which deserved close monitoring. Thus, he became the major promoter of a nationwide registration and in 1975 the worldwide first national arthroplasty register was started: the Swedish Knee Arthroplasty Register ([www.knee.se](http://www.knee.se)). It was soon (1979) followed by the The Swedish Hip Arthroplasty Register ([www.shpr.se](http://www.shpr.se)). Since then, many countries have started similar national Registers. We firmly believe that Acta, with its Open Access, is an appropriate journal for effective dissemination of these registry studies. Since 2010 we have published an increasing number of arthroplasty registry articles (19 in 2011), all highly cited.

# Supplements published from 1934 to 2011

## Number

The first supplement was published in 1934, 4 years after the first edition of “Acta Orthopaedica Scandinavica” was published, and up until 2011 345 supplements have been published (Figure 1). The number of supplements published each year has varied from 0 to 17, with an average of 4. Only in 12 years since the first supplement was published 78 years ago were no supplements published and during the Second World War (1939–1945) was only 1 supplement published (Figure 1).

## Countries from which the supplements were submitted

The supplements have been submitted from 17 countries, 204 (59%) from Sweden and 307 (89%) from the Scandinavian countries. The first supplement submitted from outside Scandinavia was not published until 1965 (from the US) and so far only 5 supplements (1.5%) have been submitted from countries outside Europe (Table 1).

## Theses

Of the 345 supplements, 238 (69%) have been Academic theses, all except 1 being submitted from the Scandinavian countries and the Netherlands (Table 1), and of the supplements from Sweden 75% were theses.

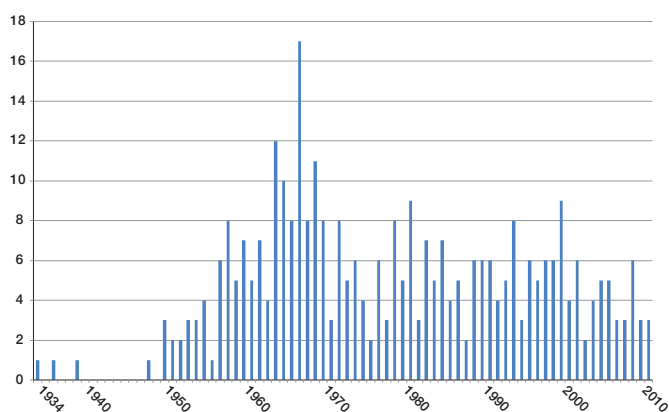


Figure 1. Year of publication for 345 Acta Orthopaedica Supplements published from 1934 to 2011.

## Subjects

A wide variety of topics have been addressed in the supplements (Table 2). The most common topic has been biomechanical and experimental studies, accounting for 44 supplements (13%) followed by fractures 27, lumbar spine 27, children’s hip 25, arthroplasty of the knee and hip together 23 (Table 2).

## Supplements submitted by female authors

Of the supplements published so far, 10 (3%) were submitted by female authors (suppl 56, 95, 99, 170, 250, 308, 327, 329, 337, 344). The first of these supplements was published in 1962 and 5 were published after 2001. The small but increasing number of supplements written by female authors is paralleled by an increasing rate of female orthopedists, today about 15% in Scandinavia.

Table 1. Countries from where the supplements were submitted and number of Theses


Country	Thesis		Total number
	Yes	No	
1. Austria	–	1	1
2. Belgium	1	2	3
3. Denmark	29	8	37
4. Finland	31	19	50
5. Germany	–	1	1
6. Greece	–	2	2
9. India	–	1	1
8. Iceland	2	–	2
9. Italy	–	1	1
10. Japan	–	1	1
11. Norway	12	2	14
12. The Netherlands	11	4	15
13. Polen	–	2	2
14. Sweden	152	52	204
15. Switzerland	–	4	4
16. United Kingdom	–	4	4
17. USA	–	3	3
Total	238	107	345

Table 2. Subject index (number of supplements)



<b>Amputation</b> (7): 54, 61, 69, 104, 124, 197, 213	<b>Growth of bone</b> (12): 20, 51, 74, 82, 101, 103, 117, 122, 131, 147, 151, 196
<b>Arthroplasty, knee</b> (8): 24, 180, 193, 220, 252, 288, 299, 301	<b>Hand</b> (4): 87, 148, 178, 210
<b>Arthroplasty, hip</b> (15): 30, 145, 185, 207, 221, 238, 271, 276, 286, 296, 306, 310, 315, 316, 338	<b>Infections</b> (7): 1, 3, 19, 47, 72, 98, 187
<b>Biomechanical and experimental studies</b> (44): 8, 11, 18, 25, 26, 29, 31, 33, 36, 43, 44a, b, 45, 58, 79, 83, 88, 90, 92, 96, 100, 112, 115, 120, 121, 127, 136, 138, 144, 146, 154, 155, 160, 161, 163, 164, 176, 242, 245, 257, 258, 290, 303, 330	<b>Knee</b> (8): 4, 133, 179, 216, 222, 240, 293, 312
<b>Cartilage</b> (6): 7, 28, 53, 106, 156, 292	<b>Ligament injuries</b> (4): 191, 194, 198, 249
<b>Cervical spine</b> (5): 17, 23, 109, 123, 320	<b>Lumbar spine</b> (27): 5, 16, 21, 35, 40, 46, 49, 55, 56, 60, 71, 73, 85, 118, 129, 142, 170, 212, 230, 234, 251, 254, 263, 313, 318, 319, 323
<b>Children</b> (3): 209, 218, 339	<b>Osteoarthritis</b> (3): 214, 261, 322
<b>Children's hip</b> (25): 6, 12, 15, 22, 48, 84, 86, 95, 114, 130, 157, 159, 166, 167, 169, 184, 186, 199, 206, 208, 219, 226, 236, 268, 333	<b>Patella</b> (3): 68, 201, 244
<b>Circulation</b> (8): 10, 57, 64, 132, 139, 158, 168, 205	<b>Pelvis</b> (2): 27, 336
<b>Coxarthrosis</b> (7): 66, 141, 181, 298, 324, 329, 332	<b>Proceedings and meetings</b> (10): 227, 237, 248, 260, 270, 275, 280, 287, 304, 305
<b>Elbow</b> (2): 38, 174	<b>Proceedings and dissertation abstracts</b> (17): 231, 235, 239, 243, 246, 247, 253, 256, 262, 265, 267, 272, 274, 277, 282, 284, 289
<b>Foot and ankle</b> (11): 2, 75, 94, 107, 172, 204, 211, 215, 233, 307, 327	<b>Scoliosis</b> (11): 9, 14, 59, 67, 81, 93, 102, 105, 149, 150, 192
<b>Fracture</b> (27): 13, 32, 41, 52, 63, 65, 70, 76, 91, 108, 110, 135, 140, 143, 165, 171, 177, 188, 189, 195, 200, 202, 223, 295, 309, 326, 335	<b>Tendon</b> (8): 89, 113, 126, 152, 153, 224, 308, 342
<b>Fracture healing</b> (10): 37, 50, 62, 80, 125, 128, 134, 137, 175, 283	<b>Tumor</b> (18): 111, 162, 173, 182, 183, 203, 225, 228, 229, 259, 273, 285, 291, 300, 302, 311, 314, 334
	<b>Miscellaneous</b> (33): 34, 39, 42, 77, 78, 97, 99, 116, 119, 190, 217, 232, 241, 250, 255, 264, 266, 269, 278, 279, 281, 294, 297, 317, 321, 325, 328, 331, 337, 340, 341, 343, 344

## The 4 supplements on the cover

1. The first supplement. Gösta Odelberg-Johnson (thesis). On defects in the bone-graft after Albee's operation for tuberculous spondylitis. Acta Orthop Scand 1934; 4 (Suppl 1): 1-209



2. Supplement 24. Börje Walldius (thesis). Arthroplasty of the knee using an endoprosthesis. Acta Orthop Scand 1957; (Suppl 24): 1-112



Odelberg-Johnson graduated from the Karolinska Institute, Stockholm in 1919 at the age of 26 years. After this he had short appointments, which was common in those days, at several departments of general surgery, pediatric surgery and radiology. He then trained in orthopaedics, first at The Apelviken Coastal Sanatorium in the city of Varberg on the west coast of Sweden and later on also at The Orthopaedic Clinic of the Karolinska Institute, Stockholm. In 1935 he started to work at The Crown Princess Victoria's Coastal Sanatorium, Vejbystrand on the west coast of Sweden. Already as a young doctor in 1921, when working at a department of pathology, he was infected by tuberculosis and in 1938 he was operated on in Norway (he did not want the surgery to be performed in Sweden) by pulmetomy. He died at the age of 55 years in 1948.

In his thesis, written in English, which was uncommon at that time in Sweden, O-J reports that in 278 patients operated on for tuberculous spondylitis at The Apelviken Coastal Sanatorium between 1928 and 1932 (1 case a week) with the Albee periosteal graft taken from the tibia, a defect in the graft developed in 36 patients. An issue of controversy at this time, with the aim of preventing this from happening, was for how long the patients should stay in bed after the operation. O-J concludes: *"For the development and functional adaptation of the newformed bone within and around the necrotic bone graft, relatively early weight-bearing is probably of greatest importance"*.

Börje Walldius was born in southern Sweden in 1913 but spent most of his professional life in Stockholm, where he died in 1998. He published his ground-breaking thesis on knee replacement at the Karolinska Institute in 1957.

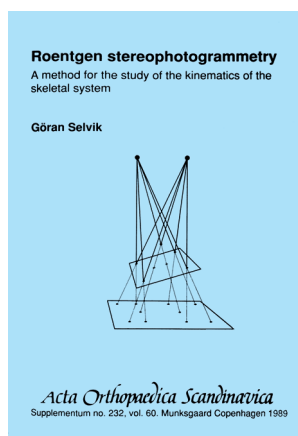
At one staff meeting (personal communication), when discussing how to treat a rheumatic patient with severe bilateral knee destruction—when the only available surgical treatment was arthrodesis—Walldius suddenly took out a gadget from his pocket and said, "why not try this one?" It was a homemade methacrylate hinge prosthesis, designed by himself and manufactured by his brother, the owner of a toy factory. Carl Hirsh, later professor at the Karolinska Institute, reacted with a stream of negative comments. However, Sten Friberg, Regius Professor and rector of the Karolinska Institute, took the plastic gadget thoughtfully, carefully tested its range of motion, looked at it from all angles, and then walked absent-mindedly out of the room. A few minutes later, Friberg's head nurse ran into the room and commanded: "Dr Walldius, go immediately to Professor Friberg's office!". Naturally, he expected to be sacked, but in the office Friberg, smiling and still playing with the prosthesis, said amicably, "OK, let's do it tomorrow. Allow me to assist you". The rest is a well-known success story.

Walldius, a hot-tempered and stubborn man, was certainly not afraid of expressing his personal opinions at meetings with great devotion, so great that he twice suffered heart attacks in action during academic disputes. On one occasion, the orthopods who were present (including your correspondent) man-

aged to give him heart-lung resuscitation, so he revived and could be taken to the intensive care unit. Next day, he complained that his spectacles were broken.

Although a maverick, Börje Walldius is still one of the internationally best-known Swedish orthopedists ever, a pioneer and a free-thinker. One cannot help wondering what he would have said if he had had to convince a modern ethics committee about his first knee prosthesis. (Reprint: The Classic by Olle Svensson, Acta Orthop 2010; 81 (1): 21–33).

### 3. Supplement 232. Göran Selvik (thesis, reprint). Roentgen stereophotogrammetry. A method for the study of the kinematics of the skeletal system. Acta Orthop Scand 1989; (Suppl 232): 1-51



In 1970, at a party arranged by the former Department of Anatomy, Lund University, Sweden, I met Göran Selvik for the first time. According to a tradition of that time, at a particular point in the party the teachers were asked to dance on the table. One by one, they went up. Göran was reluctant, perhaps because he was a little bit shy or anxious about the strength of the table. He finally decided to jump up on the table, and he gave us a remarkable performance with his long legs and very broad smile. During the dancing, one of my friends informed me that Göran had taken up medical studies, even though he had previously had a successful career in mathematics and physics. This was somewhat remarkable at the time, because the labor market for engineers was excellent—and adding another 7–10 years of education to become a doctor was costly. At the time, I did not know how grateful I would become for his decision. During the years that followed, he would spend many hours teaching me the basics of roentgen

stereophotogrammetric analysis (RSA), with many opportunities to discuss and follow his work. Later on, the former editor of Acta Orthopaedica Göran Bauer suggested that the name roentgen stereophotogrammetric analysis should be replaced with the shorter term radiostereometric analysis.

Göran Selvik (1938–1990) was born in Sundsvall, a town situated on the Baltic Sea in the middle part of Sweden. He was a diligent student and was especially interested in mathematics, physics, and computing science, which by today's standards had just left its infancy. During the 1960s, he worked with Bertil Hallert, one of the leading scientists in photogrammetry, who also performed research and development on the radiographic application of this technique. Göran Selvik was mainly engaged in a project to develop and evaluate a system for motion analysis based on reflective skin markers. He found that this system was not accurate enough, and he became interested in roentgen stereophotogrammetric analysis instead. He developed this method into a complete system that had several unique attributes. The marking system with spherical tantalum markers was a development of previously used techniques, as was the way of calculating body motions.

Göran Selvik was fascinated by the mathematical way of describing motion originally presented about 200 years earlier by the Swiss mathematician and physicist Leonhard Euler (1707–1783), and by the French mathematician Michel Chasles (1793–1880).

Roughly speaking, Euler angles correspond to the way in which orthopedic surgeons examine joint motion in their daily work by regarding one body part as fixed and one as moving. The coordinate system follows the moving part during the motion, thus allowing sequential calculation of rotations. Chasles developed the mathematics of representing motion by identification of a helical or screw axis. Both of these ways of regarding motion were integrated into the RSA method. The third and no less important factor for the success of Selvik's method was the increasing availability of computers. In collaboration with his friend Per-Åke Wedin, code was written to enable calculations on a computer, which was quite necessary to make any results available within a reasonable time. Göran was particularly proud of Per-Åke Wedin's mathematical solution for computation of the mean error of rigid body fitting (a way of ensuring that markers inserted into a specific bone were sufficiently stable to be included in the analysis).


Even though the RSA method was new and fancy for a young student of the mid-1970s, it was hardly as streamlined as today. Analog radiographs were measured on a digitizing tablet supplied with a camera that was moved between the marker images using two manually operated handles, one for each direction. The coordinates for each marker were transferred to a punched tape, finally resulting in a huge roll with all the measured coordinates. Digitizing errors were corrected by cutting out the incorrect entries on the tape with a pair of scissors and, after addition of the corrections, the

ends were glued together with a special kind of tape. The roll was carried to the center where the large computers sat. The tape was read by the computer, together with punched cards that selected the correct software to calculate the final 3-D coordinates. The results were delivered as a pile of new punched cards, one for each of the markers. Results in terms of longitudinal growth, for example, were then obtained by entering a pile of punched cards, each card representing the 3-D coordinates for each of the markers included in the study, and by uttering a humble prayer that the results would appear before closing time in the afternoon! Errors were common, and they had to be corrected in the cellar of the computing center by manual punching of new cards on machines that were so noisy that they would probably not conform to any present-day regulations concerning health and safety standards. In addition, the large computers were not very reliable and were shut down several times a day. Thus at that time, evaluation of one patient—which might take 15–30 minutes today—could last a day or two.

When Göran Selvik's method became known locally, many in the medical profession in Lund and Malmö realized its potential. Initially this interest arose in the fields of pediatrics, odontology, neurosurgery, radiology, orthopedics, and even general surgery—giving rise to studies and publications in all of these fields. Later on, various applications related to orthopedics and orthopedic surgery attracted the most interest. Already in the late 1970s, Göran was often receiving proposals from abroad to sell or transfer his software to other research centers. In the early 1980s, Göran Selvik was invited to Rik Huiskes in Nijmegen and brought the software to his new institution. This resulted in many projects, which were initially based on cadaver studies. Without any hesitation, Göran also helped me to set up RSA at another university in Sweden. At that time, computing science had surpassed the technical standards available at Göran's own institution, which meant that we had to embark on a long road of further development, to which Göran contributed until his death in 1990.

Johan Kärrholm  
Department of Orthopaedics  
Sahlgrenska University Hospital, Mölndal, Sweden  
johan.karrholm@vregion.se

#### 4. The latest supplement, 2011. Petra Heesterbek (thesis). Mind the gaps! Clinical and technical aspects of PCL-retaining total knee replacement with the balanced gap technique. Acta Orthop 2011; 82 (Suppl 344): 1-26



Petra Heesterbek is a young female orthopedic researcher: a species unknown to the authors of the 3 previous supplements.

PH was born in 1980. After graduation in 1998 from the Pius X College in Bladel, the Netherlands, she moved to Nijmegen to study Biomedical Health Sciences at the Radboud University. She did a minor research internship at the Department of Physiology at UMC St Radboud, measuring blood flow of the upper leg with venous occlusion plethysmography. She became interested in and specialized in Movement Sciences, completing her major research internship at the Sint Maartenskliniek Research and at the Rehabilitation centre De Overtoom in Amsterdam. There she worked on optimizing cycling with functional electrical stimulation in patients with spinal cord injuries. Even before graduation in 2003, she started to work as a researcher at Sint Maartenskliniek Research on the prevention and incidence of diabetic foot ulcers. Thereafter, she spent her time investigating and assessing physical fitness of patients with spinal cord injuries before and after training on a mobile hybrid functional electrical stimulation cycle. In 2004 she started orthopedic research on computer navigated total knee replacement in collaboration with Dr AB Wymenga, which resulted into this thesis. She currently works as a senior researcher and coordinator OrthoResearch at the Department of Research, Development & Education of the Sint Maartenskliniek, Nijmegen, the Netherlands.

The thesis centers on the balanced gap technique in knee replacement, introduced in the 70s. With modern technology, the technique can be used with great precision for optimal stability of the soft tissue structures around the knee required for near-normal function of the replaced knee.

The cover illustration was designed by a childhood friend of Petra, now a schoolteacher. When the thesis was almost finished she asked PH what it was about, what had been investigated all those years? PH's explanation led to the cover illustration which shows the pieces of bone cut away in knee replacement and which optimally should result in a balanced gap, the issue of the thesis. The pieces of bone are piled on top of each other to express the "balance". The 2 top pieces are easily recognized as the distal bone cut off the femur and the proximal bone cut off the tibia.

Doctoral theses 3 decades ago were commonly monographs. PH's thesis is an example of the format commonly used today when a thesis is published as a supplement: a cover story summarizing 4–10, most of them already published, articles (which are not reprinted in the supplement). Some universities accept the supplement as the thesis, others, unfortunately, still require the thesis to include, in print, the articles it is based on. The supplement is then printed later on, after the dissertation (as was the case with PH's thesis).

## The future of supplements and theses

During the last 3 decades most supplements have been summaries based on previously printed doctoral theses. Only a few supplements have constituted the thesis *per se*. Hopefully, more universities will accept theses only printed as a supplement in Acta. The reason for this double-printing of theses is long-standing academic regulations that require the printed thesis to include reprints of the previously published articles on which the thesis is based. This is expensive and a waste of paper. In addition, the thesis is printed in only a small edition. A much cheaper system would be to accept an Acta supplement as the thesis. This supplement includes the cover story – the background, summary of methods and results and the discussion - but not the original articles. This also means that the thesis is widely spread; Acta has 4 600 subscribers.

## Appendix

Table 3. Supplements published from 1934 to 2011. Countries from where the supplements were submitted: AU: Austria, B: Belgium, D: Denmark, F: Finland, GE: Germany, GR: Greece, IN: India, IC: Iceland, IT: Italy, J: Japan, N: Norway, NL: The Netherlands, S: Sweden, SW: Switzerland, UK: United Kingdom, US: USA

Suppl	Author	Title	Year	Thesis	Country
1	Odelberg-Johnson, Gösta	On defects in the bone-graft after Albee's operation for tuberculous spondylitis	1934	T	S
2	Kewenter, Yngve	Die Sesambeine des I. Metatarsophalangealgelenks des Menschen	1936	T	S
3	Rosen, Sophus von	Die infektiösen Krankheitsprozesse der Kniescheibe	1939	T	S
4	Andersen, Kjeld	Pneumoarthrography of the knee joint: with particular reference to the semilunar cartilages	1948	T	D
5	Unander-Scharin, Lars	On low-back pain: with special reference to the value of operative treatment with fusion: a clinical and experimental study.	1950	T	S
6	Jerre, Torsten	A study in slipped upper femoral epiphysis: with special reference to the late functional and roentgenological results and to the value of closed reduction.	1950	T	S
7	Sääf, Josef	Effects of exercise on adult articular cartilage ; an experimental study on guineapigs with relevance to the continuous regeneration of adult cartilage	1950	T	S
8	Olsson, Sten-Erik	On disc protrusion in dog: (enchondrosis intervertebralis): a study with special reference to roentgen diagnosis and to the value of disc fenestration	1951	T	S
9	Brunk, Malte	The importance of rickets in childhood as a cause of scoliosis in adult age	1951	T	S
10	Hierton, Tor	Arterial homografts: an experimental study in dogs	1952	T	S
11	Hansen, Hans-Jörgen	A pathologic-anatomical study on disc degeneration in dog: with special reference to the so called enchondrosis intervertebralis	1952	T	S
12	Jonsäter, Stig	Coxa plana: a histo-pathologic and arthrographic study	1953	T	S
13	Landoff, Gustav-Adolf	Vertebral fractures in insured and uninsured patients: analysis of the frequency and duration of symptoms, convalescence and disability	1953	T	S
14	Jonsson, Bjarni	Studies on Hibbs' spine fusion in the treatment of scoliosis	1953	T	IC
15	Jakobsson, Åke	The shelf operation: an evaluation of results in congenital dysplasia, subluxation and dislocation of the hip joint	1954	T	S
16	Hult, Lennart	The Munkfors investigation: a study of the frequency and causes of the stiff neck-brachialgia and lumbago-sciatica syndromes, as well as observations on certain signs and symptoms from the dorsal spine and the joints of the extremities in industrial and forest workers	1954	-	S
17	Hult, Lennart	Cervical, dorsal and lumbar spinal syndromes: a field investigation of a nonselected material of 1200 workers in different occupations with special reference to disc degeneration and so called muscle rheumatism	1954	T	S
18	Kivilaakso, Risto	Changes in the whole-thickness skin graft buried in tissue: experimental study	1955	T	F
19	Felländer, Mac	Radical operation in tuberculosis of the spine	1955	T	S
20	Brodin, Harald	Longitudinal bone growth, the nutrition of the epiphyseal cartilages and the local blood supply: an experimental study in the rabbit	1955	T	S
21	Söderberg, Lennart	Prognosis in conservatively treated sciatica	1956	T	S
22	Getz, Bernhard	The hip joint in Lapps and its bearing on the problem of congenital dislocation	1955	T	N
23	Werne, Sven	Studies in spontaneous atlas dislocation	1957	T	S
24	Walldius, Börje	Arthroplasty of the knee using an endoprosthesis	1957	T	S
25	Perey, Olof	Fracture of the vertebral end-plate in the lumbar spine: an experimental biomechanical investigation	1957	T	S
26	Holmstrand, Kaj	Biophysical investigations of bone transplants and bone implants: an experimental study	1957	T	S
27	Solonen, Kauko	The sacroiliac joint in the light of anatomical, roentgenological and clinical studies	1957	T	F
28	Carlson, Håkan	Reactions of rabbit patellary cartilage following operative defects: a morphological and autoradiographic study	1957	T	S
29	Kettunen, Kauko	Skin arthroplasty in the light of animal experiments with special reference to functional metaplasia of connective tissue	1958	T	F
30	Kallio, Erkki	Skin arthroplasty of the hip joint and corresponding alloplastic methods in the light of a clinical study	1958	T	F
31	Marsk, Axel	Studies on weight-distribution upon the lower extremities in individuals working in a standing position: assessing the results of the measurements of load-pressure differences against the background of handedness and some clinical observations	1958	T	S

32	Einarsson, Fridrik	Fracture of the upper end of the humerus: discussion based on the follow-up of 302 cases	1958	T	D
33	Sevastikoglou, John	The early stages of osteogenesis in tissue culture: a morphologic and biochemical study	1958	T	S
34	Henrichsen, Erik	Alkaline phosphatase and calcification: histochemical investigations on the relationship between alkaline phosphatase and calcification	1958	T	D
35	Laurent, Lars Erik	Spondylolisthesis: a study of 53 cases treated by spine fusion and 32 cases treated by laminectomy	1958	-	F
36	Jokinen, Tuula	Tensile strength of the whole-thickness skin graft used as replacement of tendon and ligament defects: an experimental study	1958	T	F
37	Nilsson, Ulf	Biophysical investigations of the mineral phase in healing fractures	1959	T	S
38	Haraldsson, Stefan	On osteochondrosis deformans juvenilis capituli humeri including investigation of intra-osseous vasculature in distal humerus	1959	T	S
39	Heikel, Henrik	Aplasia and hypoplasia of the radius: studies on 64 cases and on epiphyseal transplantation in rabbits with the imitated defect	1959	T	F
40	Leikkonen, Olavi	Low back pain and sciatica: with special reference to secondary lumbosacral insufficiency	1959	-	F
41	Lidström, Anders	Fractures of the distal end of the radius: a clinical and statistical study of end results	1959	T	S
42	Störtebecker, Patrick	Disturbances of arterial blood supply to the spinal cord and brain stem caused by spondylosis, disc protrusions and root-sleeve fibrosis: a concept concerning factors eliciting amyotrophic lateral sclerosis	1960	-	S
43	Nachemson, Alf	Lumbar intradiscal pressure: experimental studies on post-mortem material	1960	T	S
44a	Emnéus, Hans	Comparison between biological assays and the ferroxyl test for studying corrosion of experimental metal implants	1960	T	S
44b	Emnéus, Hans	Experimental investigation of corrosion of stainless steels used in bone surgery	1961	-	S
45	Elo, Jaakko	The effect of subperiosteally implanted autogenous whole-thickness skin graft on growing bone: an experimental study	1960	T	F
46	Rissanen, Pentti	The surgical anatomy and pathology of the supraspinous and interspinous ligaments of the lumbar spine with special reference to ligament ruptures	1960	T	F
47	Bakalim, Georg	Tuberculous spondylitis: a clinical study with special reference to the significance of spinal fusion and chemotherapy	1960	T	F
48	Pylkkänen, Pauli	Coxa vara infantum	1960	T	F
49	Knutsson, Bertil	Comparative value of electromyographic, myelographic and clinical-neurological examinations in diagnosis of lumbar root compression syndrome	1961	T	S
50	Falkenberg, Jörgen	An experimental study of the rate of fracture healing: as assessed from the tensile strength and Sr85-activity of the callus with special reference to the effect of intramedullary nailing	1961	T	S
51	Troupp, Henry	Nervous and vascular influence on longitudinal growth of bone: an experimental study on rabbits.	1961	T	F
52	Wendeberg, Bo	Mineral metabolism of fractures of the tibia in man studied with external counting of Sr85	1961	T	S
53	Tallqvist, Gustav	The reaction to mechanical trauma in growing articular cartilage: an experimental study on rabbits and a comparison of the results with the pathological anatomy of osteochondritis dissecans	1962	T	F
54	Solonen, Kauko	The phantom phenomenon in amputated Finnish war veterans	1962	-	F
55	Köhler, Rolf	Contrast examination of lumbar interspinous ligaments: (ligamentographia interspinosa lumbalis)	1962	-	F
56	Funkquist, Berit	Influence of extensive laminectomy on the shape of the spinal canal	1962	-	S
57	Koskinen, Erkki	Surgery of acute arterial injuries in connection with fractures and dislocations	1962	-	F
58	Rokkanen, Pentti	Role of surgical interventions of the hip joint in the aetiology of aseptic necrosis of the femoral head: experimental study	1962	T	F
59	Langenskiöld, Anders	The pathogenesis of experimental progressive scoliosis	1962	-	F
60	Kallio, Erkki	Injuries of the thoraco-lumbar spine with paraplegia	1963	-	F
61	Larmi, Teuvo	Adrenalectomy or amputation?: experiences in the treatment of peripheral arteriosclerotic gangrene	1963	-	F
62	Koskinen, Erkki	The effect of growth hormone and thyrotropin on human fracture healing: a clinical, quantitative radiographic and metabolic study	1963	-	F

63	Solonen, Kauko	Fractures of the tibial condyles	1963	–	F
64	Arnoldi, Carl	The venous return from the lower leg in health and in chronic venous insufficiency	1964	T	S
65	Alffram, Per-Axel	An epidemiologic study of cervical and trochanteric fractures of the femur in an urban population: analysis of 1,664 cases with special reference to etiologic factors	1964	T	S
66	Danielsson, Lars	Incidence and prognosis of coxarthrosis	1964	T	S
67	Riska, Erik B	Spinal fusion in scoliosis: a survey of 197 cases	1964	–	F
68	Brattström, Håkan	Shape of the intercondylar groove normally and in recurrent dislocation of patella: a clinical and x-ray-anatomical investigation	1964	T	S
69	Hansson, Jan	The leg amputee: a clinical follow-up study	1964	T	S
70	Thorén, Olle	Os calcis fractures	1964	T	S
71	Hansen, W Jörgen	Postoperative management in lumbar disc protrusions	1964	–	D
72	Paus, Bernhard	Treatment for tuberculosis of the spine: anti-tuberculosis drugs in conjunction with radical operation and short hospitalization with no enforced recumbency or immobilization	1964	T	N
73	Lewin, Thord	Osteoarthritis in lumbar synovial joints: a morphologic study	1964	T	S
74	Nordentoft, Erik Lössl	Stimulation of the longitudinal growth of the long bones	1964	–	D
75	Wetzenstein, Hilding	Eine Untersuchung der Fersenbelastung beim Gehen: eine Methode für die Messung der Fersenbelastung im Schuh	1964	T	S
76	Edwards, Per	Fracture of the shaft of the tibia: 492 consecutive cases in adults: importance of soft tissue injury	1965	T	S
77	Ahlberg, Åke	Haemophilia in Sweden VII. Incidence, treatment and prophylaxis of arthropathy and other musculo-skeletal manifestations of haemophilia A and B	1965	T	S
78	McPherson, G Duncan	Stable calcium isotopes as tracers in studies of mineral metabolism	1965	T	S
79	Viidik, Andrus	Influence of postmortal storage on tensile strength characteristics and histology of rabbit ligaments	1965	–	S
80	Koskinen, Erkki	The influence of hormonal treatment and orchietomy, oophorectomy and thyroidectomy on experimental fractures: a quantitative P32-autoradiographic, roentgenologic and tissue-analytic study	1965	–	F
81	Michelsson, Jarl-Erik	The development of spinal deformity in experimental scoliosis	1965	T	F
82	Ryöppy, Soini	Transplantation of epiphyseal cartilage and cranial suture: experimental studies on the preservation of the growth capacity in growing bone grafts	1965	T	F
83	Sedlin, Elias	A rheologic model for cortical bone: a study of the physical properties of human femoral samples	1965	T	S
84	Edgren, Walter	Coxa plana: a clinical and radiological investigation with particular reference to the importance of the metaphyseal changes for the final shape of the proximal part of the femur	1965	T	F
85	Gill, Gerald	Surgical treatment of spondylolisthesis without spine fusion: a long term follow-up of operated cases	1965	–	US
86	Meyer, Johannes	Treatment of Legg-Calvé-Perthes disease: assessment of therapeutic results with particular reference to the value of traction in bed	1966	–	D
87	Mannerfelt, Lennart	Studies of the hand in ulnar nerve paralysis: a clinical-experimental investigation in normal and anomalous innervation	1966	T	S
88	Rydell, Nils	Forces acting on the femoral head-prosthesis: a study on strain gauge supplied prostheses in living persons	1966	T	S
89	Brummer, Henry	The adhesions of a traumatized tendon formed under the effect of thyrotropin and somatotropin: experimental studies by physical and histoquantitative measurements	1966	T	F
90	Rolander, Svante	Motion of the lumbar spine with special reference to the stabilizing effect of posterior fusion: an experimental study on autopsy specimens	1966	T	S
91	Nilsson, Bo	Post-traumatic osteopenia: a quantitative study of the bone mineral mass in the femur following fracture of the tibia in man using Americium-241 as a photon source	1966	T	S
92	Puranen, Jaako	Reorganization of fresh and preserved bone transplants: an experimental study in rabbits using tetracycline labelling	1966	T	F
93	Waugh, Theodore R	Intravital measurements during instrumental correction of idiopathic scoliosis	1966	T	S
94	Stören, Henrik	Congenital convex pes valgus with vertical talus	1967	–	N
95	Ljunggren, Gunnela	Legg-Perthes disease in the dog	1967	T	S
96	Morgan, Joe P	Spondylosis deformations in the dog: a morphologic study with some clinical and experimental observations	1967	T	S

97	Saha, Amulya K	Surgery of the paralysed and flail shoulder	1967	–	IN
98	Lindberg, Lars	Experimental skeletal tuberculosis in the guineapig: a method for producing local lesions and an autoradiographic study of their accessibility to tritium-labelled dihydrostreptomycin	1967	T	S
99	Stringa, Gabriele	Microradiographic investigation of bone grafts in man	1967	–	IT
100	Galante, Jorge O	Tensile properties of the human lumbar annulus fibrosus	1967	T	S
101	Hansson, Lars Ingvar	Daily growth in length of diaphysis measured by oxytetracycline in rabbit normally and after medullary plugging	1967	T	S
102	Riska, Erik B	End results in the treatment of scoliosis: a survey of 57 cases	1967	–	F
103	Sundén, Göran A	Some aspects of longitudinal bone growth: an experimental study of the rabbit tibia	1967	T	S
104	Vankka, Eero	Study on arteriosclerotics undergoing amputations: including pre- and postoperative periods	1967	T	F
105	Karaharju, Erkki	Deformation of vertebrae in experimental scoliosis: the course of bone adaptation and modelling in scoliosis with reference to the normal growth of the vertebra	1967	T	F
106	Langenskiöld, Anders	An autoradiographic study with 35 S-sulphate on the growth in diameter of epiphyseal cartilage in rabbits	1967	–	F
107	Vahvanen, Veijo	Rheumatoid arthritis in the pantalar joints: a follow-up study of triple arthrodesis on 292 adult feet	1967	T	F
108	Frykman, Gösta	Fracture of the distal radius including sequelae - shoulder-hand-finger syndrome, disturbance in the distal radio-ulnar joint and impairment of nerve function: a clinical and experimental study	1967	T	S
109	Hirsch, Carl	Structural changes in the cervical spine: a study on autopsy specimens in different age groups	1967	–	S
110	Cedell, Carl-Axel	Supination-outward rotation injuries of the ankle: a clinical and roentgenological study with special reference to the operative treatment	1967	T	S
111	Moberger, Gunnar	Synovial sarcoma: histologic features and prognosis	1968	T	S
112	Kalén, Ragnar	Internal fixation in hip joint arthrodesis: experimental studies in autopsy specimens	1968	T	S
113	Ljungqvist, Rolf	Subcutaneous partial rupture of the Achilles tendon	1968	T	S
114	Salenius, Pentti	Results of treatment of slipped upper femoral epiphysis: a survey of 99 treated hips	1968	–	F
115	Tkaczuk, Henryk	Tensile properties of human lumbar longitudinal ligaments	1968	T	S
116	Ahlgren, Sven-Arne	Rate of apposition of dentine in upper incisors in normal and hormone-treated rats: with a tentative comparison of the apposition of dentine and lamellar bone	1968	T	S
117	Persson, Björn Mauritz	Growth in length of bones in change of oxygen and carbon dioxide tensions	1968	T	S
118	Horal, Jiri	The clinical appearance of low back disorders in the city of Gothenburg, Sweden: comparisons of incapacitated probands with matched controls	1969	T	S
119	Lundberg, Bo	The frozen shoulder: clinical and radiographical observations: the effect of manipulation under general anesthesia: structure and glycosaminoglycan content of the joint capsule: local bone metabolism	1969	T	S
120	Larsson, Sven-Erik	On the development of osteoporosis: experimental studies in the adult rat	1969	T	S
121	Ritsilä, Veijo A	Talipes equinovarus and vertical talus produced experimentally in newborn rabbits	1969	T	F
122	Hedström, Östen	Growth stimulation of long bones after fracture or similar trauma: a clinical and experimental study	1969	T	S
123	Lysell, Erland	Motion in the cervical spine: an experimental study on autopsy specimens	1969	T	S
124	Herberts, Peter	Myoelectric signals in control of prostheses: studies on arm amputees and normal individuals	1969	T	S
125	Perren, Stephen	Cortical bone healing: a method of measuring the change in compression applied to living cortical bone	1969	–	SW
126	Schatzker, Joseph	Intravital observation on the microvascular anatomy and microcirculation of the tendon	1969	–	S
127	White, Augustus	Analysis of the mechanics of the thoracic spine in man: an experimental study of autopsy specimens	1969	T	S
128	Danckwardt-Lillieström, Göran	Reaming of the medullary cavity and its effect on diaphyseal bone: a fluorochromic, microangiographic and histologic study on the rabbit tibia and dog femur	1969	T	S
129	Hakelius, Anders	Prognosis in sciatica: a clinical follow-up of surgical and non-surgical treatment	1970	T	S
130	Felländer, Mac, Editor	Prevention of congenital dislocation of the hip joint in Sweden: efficiency of early diagnosis and treatment: a symposium held at the annual meeting of the Swedish orthopaedic association in Stockholm, on April 5, 1967	1970	–	S

131	Videman, Tapio	An experimental study of the effects of growth on the relationship of tendons and ligaments to bone at the site of diaphyseal insertion	1970	T	F
132	Müssbichler, Herbert	Arteriographic investigation of the hip in adult human subjects: a clinical study of the arteries in the healthy hip, in neck and pertrochanteric fractures, and in necrosis of the femoral head	1970	T	S
133	Appel, Helge	Late results after meniscectomy in the knee joint: a clinical and roentgenologic follow-up investigation	1970	T	S
134	Danckwardt-Lillieström, Göran	Intramedullary nailing after reaming: an investigation on the healing process in osteotomized rabbit tibias	1970	–	S
135	Jernberger, Acke	Measurement of stability of tibial fractures: a mechanical method	1970	T	S
136	Sevastikoglou, John	Vitamin D and skeletal metabolism: experimental studies in the rat	1970	–	S
137	Olerud, Sven	Fracture healing in compression osteosynthesis: an experimental study in dogs with an avascular, diaphyseal, intermediate fragment	1971	–	S
138	Lippert, III Frederick G	A long leg brace for comprehensive force measurement: design and experimental studies	1971	T	S
139	Tibell, Björn	Peripheral arterial insufficiency: an epidemiological study of 2.243 hospital admissions caused by arteriosclerosis obliterans, diabetes mellitus, thrombangitits obliterans and arterial embolism	1971	T	S
140	Olerud, Sven	Tibial fractures treated by AO compression osteosynthesis: experiences from a five year material	1972	–	S
141	Gudmundsson, Gudmundur	Function following arthrodesis for coxarthrosis: with special reference to the mobile hip	1972	T	S
142	Spangfort, Erik	The lumbar disc herniation: a computer-aided analysis of 2.504 operations	1972	T	S
143	Boström, Åke	Fracture of the patella: a study of 422 patellar fractures	1972	T	S
144	Mattson, Sten	The reversibility of disuse osteoporosis: experimental studies in the adult rat	1972	T	S
145	Galante, Jorge O	Wear in total hip prostheses: an experimental evaluation of candidate materials	1973	–	US
146	Kazarin, Leon	Dynamic response characteristics of the human vertebral column: an experimental study on human autopsy specimens	1972	T	S
147	Österman, Kalevi	Operative elimination of partial premature epiphyseal closure: an experimental study	1972	T	F
148	Pieron, A P	The mechanism of the first carpometacarpal (CMC) joint: an anatomical analysis	1973	T	NL
149	Snellman, Olai	Growth and remodelling of the ribs in normal and scoliotic pigs	1973	T	F
150	Nordwall, Anders	Studies in idiopathic scoliosis relevant to etiology, conservative and operative treatment	1973	T	S
151	Christensen, Niels Olaf	Growth arrest by stapling: an experimental study of longitudinal bone growth and morphology of the growth region	1973	T	S
152	Barfred, Troels	Achilles tendon rupture: aetiology and pathogenesis of subcutaneous rupture assessed on the basis of the literature and rupture experiments on rats	1973	T	D
153	Hirsch, Georg	Tensile properties during tendon healing: a comparative study of intact and sutured rabbit peroneus brevis tendon	1974	T	S
154	Almgren, Göran	Revascularization of free peripheral nerve grafts: an experimental study in the rabbit	1974	T	S
155	Romanus, Bertil	Physical properties and chemical content of canine femoral cortical bone in nutritional osteopenia: its reversibility and the effect of fluoride	1974	T	S
156	Benum, Pål	Autogenous transplantation of apophyseal cartilage to osteochondral defects of joints: an experimental study in dogs	1974	T	N
157	Bjerkreim, Ingjald	Congenital dislocation of the hip joint in Norway	1974	T	N
158	Tillberg, Bengt	Prophylaxis of postoperative venous thrombosis: by combined leg bandaging and oxyphenbutazone: clinical and experimental investigations	1974	T	S
159	Lauritzen, Jörgen	Legg-Calvé-Perthes disease: a comparative study	1975	T	D
160	Sudmann, Einar	Vital microscopy of bone remodelling in rabbit ear chambers	1975	T	N
161	Feith, Rhijnvis	Side-effects of acrylic cement implanted into bone: a histological, (micro)angiographic, fluorescence-microscopic and autoradiographic study in the rabbit femur	1975	T	NL
162	Gunterberg, Björn	Effects of major resection of the sacrum: clinical studies on urogenital and anorectal function and a biomechanical study on pelvic strength	1976	T	S
163	O'Brien, John Patrick	The halo-pelvic apparatus: a clinical, bio-engineering and anatomical study	1975	T	S
164	Kiviluoto, Olli	Use of free fat transplants to prevent epidural scar formation: an experimental study	1976	T	F
165	Lansinger, Olle	Fractures of the acetabulum: a clinical, radiological and experimental study	1977	T	N

166	Cyvin, Karel Björn	A follow-up study of children with instability of the hip joint at birth: clinical and radiological investigations with special reference to the anteversion of the femoral neck	1977	-	N
167	Meyer, Johannes	Legg-Calvé-Perthes disease: radiological results of treatment and their late clinical consequences: a study of the efficacy of three methods of treatment wheelchair, bed rest without traction, traction in bed	1977	-	D
168	Myrhage, Ragnar	Microvascular supply of skeletal muscle fibres: a microangiographic, histochemical and intravital microscopic study of hind limb muscles in the rat, rabbit and cat	1977	T	S
169	Mose, Knud	Legg-Calvé-Perthes disease: the late occurrence of coxarthrosis	1977	T	D
170	Bergquist-Ullman, Marianne	Acute low back pain in industry: a controlled prospective study with special reference to therapy and confounding factors	1977	T	S
171	Önnerfält, Rolf	Fracture of the tibial shaft treated by primary operation and early weight-bearing	1978	T	S
172	Ambagtsheer, J B T	The function of the muscles of the lower leg in relation to movements of the tarsus	1978	T	NL
173	Aparisi, Tomas	Giant cell tumor of bone: electron microscopic and histochemical investigations	1978	T	S
174	Werner, Carl-Olof	Lateral elbow pain and posterior interosseous nerve entrapment	1979	T	S
175	Karlström, Göran	Secondary internal fixation: experimental studies on revascularization and healing in osteotomized rabbit tibias	1979	-	S
176	Netz, Per	The diaphyseal bone under torque: an experimental study on dogs	1979	T	S
177	Althoff, Bo	Fracture of the odontoid process: an experimental and clinical study	1979	T	S
178	Körner, Lars	Afferent electrical nerve stimulation for sensory feedback in hand prostheses: clinical and physiological aspects	1979	T	S
179	Rauschnig, Wolfgang	Popliteal cysts and their relation to the gastrocnemio-semimembranosus bursa: studies on the surgical and functional anatomy	1979	T	S
180	Andersen, Jens Langer	Knee arthroplasty in rheumatoid arthritis: an analysis of 240 cases of hemi-, hinge and resurfacing arthroplasties	1979	T	S
181	Arnoldi, Carl	The pathomechanism of human coxarthrosis	1979	-	D
182	Jussila, Pekka	Primary malignant bone tumours: a retrospective study of 869 cases reported to the Finnish cancer registry between 1962 and 1968	1980	T	F
183	Broström, Lars-Åke	On the natural history of osteosarcoma: aspects on diagnosis, prognosis and endocrinology	1979	T	S
184	Reimers, Jörgen	The stability of the hip in children: a radiological study of the results of muscle surgery in cerebral palsy	1980	T	D
185	Huiskes, Rik	Some fundamental aspects of human joint replacement: analyses of stressed and heat conduction in bone-prosthesis structures	1980	-	NL
186	Henriksson, Lars	Measurement of femoral neck anteversion and inclination: a radiographic study in children	1980	T	S
187	Blomgren, Gudmund	Hematogenous infection of total joint replacement: an experimental study in the rabbit	1981	T	S
188	Jensen, J Steen	Trochanteric fractures: an epidemiological, clinical and biomechanical study	1981	T	D
189	Lindsjö, Ulf	Operative treatment of ankle fractures	1981	T	S
190	Elmstedt, Erik	Skeletal complications in the renal transplant recipient: a clinical study	1981	T	S
191	Jakob, Roland P	Observations on rotary instability of the lateral compartment of the knee: experimental studies in the functional anatomy and the pathomechanism of the true and the reversed pivot shift sign	1981	-	SW
192	Hakkarainen, Seppo	Experimental scoliosis: production of structural scoliosis by immobilization of young rabbits in a scoliotic position	1981	T	F
193	Jonsson, Tor Gunnar	Compartmental arthroplasty for gonarthrosis	1981	T	S
194	Jacobsen, Klaus	Gonylaxometry: stress radiographic measurement of passive stability in the knee joints of normal subjects and patients with ligament injuries: accuracy and range of application	1981	T	D
195	Brouwer, K J	Torsional deformities after fractures of the femoral shaft in childhood: a retrospective study, 27-32 years after trauma	1981	T	NL
196	Hinsenkamp, Maurice	Electromagnetic stimulation of bone growth and repair: an interdisciplinary study	1982	-	B
197	Hansen-Leth, Christian	Investigations of the vascular changes following amputation on rabbits	1982	T	D
198	Balkfors, Bengt	The course of knee-ligament injuries	1982	T	S
199	Asplund, Stefan	Experimentally induced hip dislocation in vitro and in vivo: a study in newborn rabbits	1983	T	S
200	Strömqvist, Björn	Femoral head vitality after intracapsular hip fracture: 490 cases studied by intravital tetracycline labeling and Tc-MDP radionuclide imaging	1983	T	S

201	Rünöw, Anders	The dislocating patella: etiology and prognosis in relation to generalized joint laxity and anatomy of the patellar articulation	1983	T	S
202	Landin, Lennart	Fracture patterns in children: analysis of 8,682 fractures with special reference to incidence, etiology and secular changes in a Swedish urban population 1950–1979	1983	T	S
203	Rydholm, Anders	Management of patients with soft-tissue tumors: strategy developed at a regional oncology center	1983	T	S
204	Langelaan, E J van	A kinematical analysis of the tarsal joints: an X-ray photogrammetric study	1983	T	NL
205	Töndevold, Erik	Haemodynamics of long bones: an experimental study on dogs	1983	T	D
206	Visser, Jan D	Functional treatment of congenital dislocation of the hip	1984	T	NL
207	Schreiber, Adam	Loosening of the femoral component of the ICLH double cup hip prosthesis: a biomechanical investigation with reference to clinical results	1984	–	SW
208	Palmén, Kurt	Prevention of congenital dislocation of the hip: the Swedish experience of neonatal treatment of hip joint instability	1984	–	S
209	Somppi, Eero	Clubfoot: review of the literature and an analysis of a series of 135 treated clubfeet	1984	T	F
210	Gemert, Jan G W A van	Arthrodesis of the wrist: a clinical, radiographic and ergonomic study of 66 cases	1984	T	NL
211	Rasmussen, Ove	Stability of the ankle joint: analysis of the function and traumatology of the ankle ligaments	1985	T	D
212	Pearcy, Mark J	Stereoradiography of lumbar spine motion	1985	–	UK
213	Holstein, Per Evald	Skin perfusion pressure measured by radioisotope washout for predicting wound healing in lower limb amputation for arterial occlusive disease	1985	T	D
214	Christensen, Steen Bach	Osteoarthritis: changes of bone, cartilage and synovial membrane in relation to bone scintigraphy	1985	T	D
215	Benink, Robert Jan	The constraint-mechanism of the human tarsus: a roentgenological experimental study	1985	T	NL
216	Nisell, Ralph	Mechanics of the knee: a study of joint and muscle load with clinical applications	1985	T	S
217	Sjödén, Göran	Effects of vitamin D a comparison of 1 $\alpha$ OHD and 1 $\alpha$ OHD in rats.	1985	T	S
218	Crawford, Alvin H	Neurofibromatosis in children	1986	–	US
219	Wingstrand, Hans	Transient synovitis of the hip in the child	1986	T	S
220	Ryd, Leif	Micromotion in knee arthroplasty: a roentgen stereophotogrammetric analysis of tibial component fixation	1986	–	S
221	Mjöberg, Bengt	Loosening of the cemented hip prosthesis: the importance of heat injury	1986	T	S
222	Bünger, Cody	Hemodynamics of the juvenile knee: joint effusion and synovial inflammation studied in dogs	1987	T	D
223	Bruijn, Hans P de	Functional treatment of Colles fracture	1987	T	NL
224	Carlstedt, Carl Anders	Mechanical and chemical factors in tendon healing: effects of indomethacin and surgery in the rabbit	1987	T	S
225	Rööser, Bo	Prognosis in soft tissue sarcoma	1987	T	S
226	Hansson, Lars Ingvar	Slipped capital femoral epiphysis in southern Sweden 1910–1982	1987	–	S
227	Hvid, Ivan, Editor	Scandinavian Orthopedic Association: proceedings of the 44th Assembly, Århus, Denmark, June 8–11, 1988	1988	–	S
228	Bauer, Henrik C F	DNA cytometry of osteosarcoma	1988	T	S
229	Brosjö, Otte	Osteosarcoma and interferon: studies of human xenografts in the nude mouse	1989	T	S
230	Bergmark, Anders	Stability of the lumbar spine: a study in mechanical engineering	1989	T	S
231	Slätis, Per, Editor	Proceedings of the 45th Assembly, Helsinki, Finland, June 4–7, 1990	1989	–	F
232	Selvik, Göran	Roentgen stereophotogrammetry: a method for the study of the kinematics of the skeletal system	1989	–	S
233	Lundberg, Arne	Kinematics of the ankle and foot: in vivo roentgen stereophotogrammetry	1989	–	S
234	Allan, David B	An historical perspective on low back pain and disability	1989	–	UK
235	Strömquist, Björn, Editor	Proceedings and dissertation abstracts 1989	1990	–	S
236	Lempicki, Andrzej	Abduction treatment in late diagnosed congenital dislocation of the hip: follow-up of 1,010 hips treated with the Frejka pillow 1967–76	1990	–	P
237	Slätis, Per, Editor	Scandinavian Orthopedic Association: proceedings of the 45th Assembly, Helsinki, Finland, June 4–7, 1990	1990	–	F
238	Ahnfelt, Lennart	Prognosis of total hip replacement: a Swedish multicenter study of 4,664 revisions	1990	–	S
239	Strömquist, Björn, Editor	Proceedings and dissertation abstracts 1989–1990	1990	–	S

240	Engel, A	Magnetic resonance knee arthrography: enhanced contrast by gadolinium complex in the rabbit and in humans	1990	–	AU
241	Slätis, Per, Editor	Scandinavian orthopedics by the year 2000	1991	–	F
242	Olmarker, Kjell	Spinal nerve root compression: nutrition and function of the porcine cauda equina compressed in vivo	1991	T	S
243	Strömqvist, Björn, Editor	Proceedings and dissertation abstracts 1990–1991	1991	–	S
244	Arnoldi, Carl	Patellar pain	1991	–	D
245	Pedowitz, Robert A	Tourniquet-induced neuromuscular injury: a recent review of rabbit and clinical experiments	1991	T	S
246	Strömqvist, Björn, Editor	Proceedings and dissertation abstracts 1991	1991	–	S
247	Strömqvist, Björn, Editor	Proceedings and dissertation abstracts 1992	1992	–	S
248	Strömqvist, Björn, Editor	Scandinavian Orthopedic Association: proceedings of the 46th Assembly, Malmö, Sweden, June 2–5, 1992	1992	–	S
249	Stäubli, Hans-U	Stressradiography of the knee: cruciate ligament function studied in 138 patients	1992	–	SW
250	Faro, Laurie M C	Quality assurance of joint replacement: legal regulation and medical judgment	1992	–	NL
251	Strömqvist, Björn, Editor	The degenerative lumbar spine	1993	–	S
252	Johnson, David P	Infection after knee arthroplasty: clinical studies of skin hypoxia and wound healing	1993	–	UK
253	Strömqvist, Björn, Editor	Proceedings and dissertation abstracts 1992	1993	–	S
254	Greenough, Charles G	Recovery from low back pain: 1–5 year follow-up of 287 injury-related cases	1993	–	UK
255	Söballe, Kjeld	Hydroxyapatite ceramic coating for bone implant fixation: mechanical and histological studies in dogs	1993	T	D
256	Strömqvist, Björn, Editor	Proceedings and dissertation abstracts 1992–1994	1994	–	S
257	Kiaer, Thomas	Bone perfusion and oxygenation: animal experiments and clinical observations	1994	T	D
258	Goodman, Stuart B	The effects of micromotion and particulate materials on tissue differentiation: bone chamber studies in rabbits	1994	T	S
259	Gustafson, Pelle	Soft tissue sarcoma: epidemiology and prognosis in 508 patients	1994	T	S
260	Strömqvist, Björn, Editor	Proceedings of the 47th Assembly, Reykjavik, Iceland, June 8–11, 1994	1994	–	S
261	Arnoldi, Carl	Vascular aspects of degenerative joint disorders a synthesis	1994	–	D
262	Strömqvist, Björn, Editor	Proceedings and dissertation abstracts 1993–1994	1994	–	S
263	Doorn, Jan Willem C van	Low back disability among self-employed dentists, veterinarians, physicians and physical therapists in the Netherlands: a retrospective study over a 13-year period (N=1,119) and an early intervention program with 1-year follow-up (N=134)	1995	T	S
264	Soucacos, Panayotis N, Editor	20 years of trauma and reconstructive microsurgery in Greece	1995	–	GR
265	Strömqvist, Björn, Editor	Proceedings and dissertation abstracts 1993–1995	1995	–	S
266	Lohmander, Stefan	Molecular markers for joint and skeletal diseases: an Eric K. Fernström symposium	1995	–	S
267	Strömqvist, Björn, Editor	Proceedings and dissertation abstracts 1994–1996	1996	–	S
268	Kruczynski, Jacek	Avascular necrosis of the proximal femur in developmental dislocation of the hip: incidence, risk factors, sequelae and MR imaging for diagnosis and prognosis	1996	–	P
269	Wang, Jian-Sheng	Basic fibroblast growth factor for stimulation of bone formation in osteoinductive or conductive implants	1996	T	S
270	Strömqvist, Björn, Editor	Proceedings of the 48th congress, Bergen, Norway, June 12–15, 1996	1996	–	S
271	Takagi, Michiaki	Neutral proteinases and their inhibitors in the loosening of total hip prostheses	1996	T	F
272	Strömqvist, Björn, Editor	Proceedings and dissertation abstracts 1995–1996	1996	–	S
273	Choong, Peter F M, Editor	The Scandinavian-Australian symposium on the management of bone and soft tissue sarcomas	1997	–	S
274	Strömqvist, Björn, Editor	Proceedings and dissertation abstracts 1996–1997	1997	–	S
275	Soucacos, Panayotis N, Editor	The 50th anniversary of the Hellenic Association for Orthopaedic Surgery and Traumatology	1997	–	GR
276	Ilichman, Thomas	Radiographic assessment of cup migration and wear after hip replacement	1997	T	S
277	Strömqvist, Björn, Editor	Proceedings and dissertation abstracts 1997	1997	–	S
278	Kadoya, Yoshinori	Wear and osteolysis in total joint replacements	1998	–	J
279	Geertzen, Jan H B	Reflex sympathetic dystrophy: outcome and measurement studies	1998	–	NL
280	Strömqvist, Björn, Editor	Nordic Orthopedic Federation: 49th Congress, Copenhagen, Denmark, June 3–6, 1998	1998	–	S

281	Lidgren, Lars, Editor	The bone and joint decade 2000–2010: for prevention and treatment of musculo-skeletal disorders, Lund, Sweden, April 17–18, 1998. Consensus meeting	1998	–	S
282	Strömqvist, Björn, Editor	Proceedings and dissertation abstracts 1998	1998	–	S
283	Lind, Martin	Growth factor stimulation of bone healing: effects on osteoblasts, osteomies, and implants fixation	1998	T	S
284	Strömqvist, Björn, Editor	Proceedings and dissertation abstracts 1998	1999	–	S
285	Alvegård, Thor, Editor	The Scandinavian Sarcoma Group: twenty years experience: 1979–1999	1999	–	S
286	Thanner, Jonas	The acetabular component in total hip arthroplasty: evaluation principles	1999	T	S
287	Obrant, Karl	3rd Baltic Bone and Cartilage Conference, Ronneby, August 26–29, 1999	1999	–	S
288	Bellemans, Johan	Osseointegration in porous coated knee arthroplasty: the influence of component coating type in sheep	1999	–	B
289	Strömqvist, Björn, Editor	Proceeding and dissertation abstracts 1998–1999	1999	–	S
290	Tägil, Magnus	The morselized and impacted bone graft: animal experiments on proteins, impaction and load	2000	T	S
291	Skytting, Björn	Synovial sarcoma: a Scandinavian Sarcoma Group project	2000	T	S
292	Ding, Ming	Age variations in the properties of human tibial trabecular bone and cartilage	2000	–	D
293	Mörk Petersen, Michael	Bone mineral measurements at the knee using dual photon and dual energy X-ray absorptiometry: methodological evaluation and clinical studies focusing on adaptive bone remodeling following lower extremity fracture, total knee arthroplasty and partial versus total meniscectomy	2000	T	D
294	Blomqvist, Paul	Rheumatic diseases – surgical treatment: a systematic literature review by SBU – the Swedish council on technology assessment in health care	2000	T	S
295	Olsson, Ola	Alternative techniques in trochanteric hip fracture surgery: clinical and biomechanical studies on the Medoff sliding plate and the twin hook	2000	T	S
296	Söderman, Peter	On the validity of the results from the Swedish national total hip arthroplasty register	2000	T	S
297	Overgaard, Sören	Calcium phosphate coatings for fixation of bone implants: evaluated mechanically and histologically by stereological methods	2000	T	D
298	Ingvarsson, Thorvaldur	Prevalence and inheritance of hip osteoarthritis in Iceland	2000	T	IC
299	Uvehammer, Johan	Knee joint kinematics, fixation and function related to joint area design in total knee arthroplasty	2001	T	S
300	Trovik, Clement S	Local recurrence of soft tissue sarcoma: a Scandinavian sarcoma group project	2001	T	N
301	Dunbar, Michael J	Subjective outcomes after knee arthroplasty	2001	T	S
302	Wedin, Rikard	Surgical treatment for pathologic fracture	2001	T	S
303	Banse, Xavier	When density fails to predict bone strength	2002	T	B
304	Glüer, Claus-C, Editor	IVth Baltic Bone and Cartilage Conference, Rügen, Binz, Germany, September 4–8th, 2002	2002	–	GE
305	Strömqvist, Björn, Editor	First International Meeting on EMB in Musculoskeletal Disorders (e_Musk1): Ferrara, Italy, April 2001	2002	–	S
306	Ornstein, Ewald	Hip revisions with impacted morselized allograft bone and cement: patient outcome, prosthetic fixation & risks	2002	T	S
307	Lauge-Pedersen, Henrik	Percutaneous arthrodesis	2002	T	S
308	Forslund, Carina	BMP treatment for improving tendon repair: studies on rat and rabbit Achilles tendons	2002	T	S
309	Tidermark, Jan	Quality of life and femoral neck fractures	2003	T	S
310	Santavirta, Seppo	Compatibility of the totally replaced hip: reduction of wear by amorphous diamond coating	2003	–	F
311	Alvegård, Thor, Editor	The Scandinavian Sarcoma Group: 25 years experience	2004	–	S
312	Englund, Martin	Meniscal tear: a feature of osteoarthritis	2004	T	S
313	Christensen, Finn Bjarke	Lumbar spinal fusion: outcome in relation to surgical methods, choice of implant and postoperative rehabilitation	2004	T	D
314	Engellau, Jacob	Prognostic factors in soft tissue sarcoma: tissue microarray for immunostaining, the importance of whole-tumor sections and time-dependence	2004	T	S
315	Digas, Georgios	New polymer materials in total hip arthroplasty: evaluation with radiostereometry, bone densitometry, radiography and clinical parameters	2005	T	S
316	Flivik, Gunnar	Fixation of the cemented acetabular component in hip arthroplasty	2005	T	S
317	Dahl, Benny	The extracellular actin scavenger system in trauma and major surgery: clinical and experimental studies	2005	T	D

318	Zanoli, Gustavo	Outcome assessment in lumbar spine surgery	2005	T	S
319	Strömquist, Björn, Editor	One-year report from the Swedish National Spine Register: Swedish Society of Spinal Surgeons	2005	–	S
320	Guez, Michel	Chronic neck pain: an epidemiological, psychological and SPECT study with emphasis on whiplash-associated disorders	2006	T	S
321	Minde, Jan	Norrbotnian congenital insensitivity to pain	2006	T	S
322	Weidow, Jonas	Lateral osteoarthritis of the knee: etiology based on morphological, anatomical, kinematic and kinetic observations	2006	T	S
323	Axelsson, Paul	Radiostereometry in lumbar spine research	2006	–	S
324	Jacobsen, Steffen	Adult hip dysplasia and osteoarthritis: studies in radiology and clinical epidemiology	2006	T	D
325	Ulrich-Vinther, Michael	Gene therapy methods in bone and joint disorders: evaluation of the adeno-associated virus vector in experimental models of articular cartilage disorders, periprosthetic osteolysis and bone healing	2007	T	D
326	Ristiniemi, Jukka	External fixation of tibial pilon fractures and fracture healing	2007	T	F
327	Beumer, Annachiena	Chronic instability of the anterior syndesmosis of the ankle: biomechanical, kinematical, radiological and clinical aspects	2007	T	NL
328	Skoglund, Björn	Following the mevalonate pathway to bone heal alley	2007	T	S
329	Mechlenburg, Inger	Evaluation of Bernese periacetabular osteotomy: prospective studies examining projected load-bearing area, bone density, cartilage thickness and migration	2008	T	D
330	Baas, Jörgen	Adjuvant therapies of bone graft around non-cemented experimental orthopedic implants: stereological methods and experiments in dogs	2008	T	D
331	Kristiansen, Leif Pål	Reconstructive surgery of the human tibia by the use of external ring fixator and the Ilizarov method.	2009	T	N
332	Troelsen, Anders	Surgical advances in periacetabular osteotomy for treatment of hip dysplasia in adults	2009	T	D
333	Wiig, Ola	Perthes disease in Norway: a prospective study on 425 patients	2009	T	N
334	Alvegård, Thor	The Scandinavian Sarcoma Group, 30 year's experience	2009	–	S
335	Frihagen, Frede	On the diagnosis treatment femoral neck fractures	2009	T	N
336	Hogervorst, Tom	Evolution of the hip and pelvis	2009	–	NL
337	Stilling, Maiken	Polyethylene wear analysis	2009	T	D
338	Thillemann, Theis Muncholm	Use of medications and risk of revision after primary total hip arthroplasty	2009	T	D
339	Wallander, Henrik M	Congenital clubfoot	2010	T	S
340	Ding, Ming	Microarchitectural adaptations in aging and osteoarthrotic subchondral bone tissues	2010	T	D
341	Nottrott, Markus	Acrylic bone cements	2010	T	N
342	Dimmen, Sigbjörn	Effects of cox inhibitors on bone and tendon healing	2011	T	N
343	Berg, Svante	On total disc replacement	2011	T	S
344	Heesterbeek, Petra	Mind the gaps!	2011	T	NL

Supplement 44 was published in 2 parts (a, b), the total number of supplements is therefore 345.

Table 4. First authors of supplements.

Author	Supplement no	Year	Author	Supplement no	Year
Ahlberg, Åke	77	1965	Edwards, Per	76	1965
Ahlgren, Sven-Arne	116	1968	Einarsson, Fridrik	32	1958
Ahnfelt, Lennart	238	1990	Elmstedt, Erik	190	1981
Alffram, Per-Axel	65	1964	Elo, Jaakko	45	1960
Allan, David B	234	1989	Emneus, Hans	44 A	1960
Almgren, Göran	154	1974	Emneus, Hans	44 B	1961
Althoff, Bo	177	1979	Engel, A	240	1990
Alvegård, Thor, Editor	285	1999	Engellau, Jacob	314	2004
Alvegård, Thor, Editor	311	2004	Englund, Martin	312	2004
Alvegård, Thor, Editor	334	2009	Falkenberg, Jörgen	50	1961
Ambagtsheer, J B T	172	1978	Faro, Laurie M C	250	1992
Andersen, Jens Langer	180	1979	Feith, Rhijnvis	161	1975
Andersen, Kjeld	4	1948	Felländer, Mac	19	1955
Aparisi, Tomas	173	1978	Felländer, Mac, Editor	130	1970
Appel, Helge	133	1970	Flivik, Gunnar	316	2005
Arnoldi, Carl	64	1964	Forslund, Carina	308	2002
Arnoldi, Carl	181	1979	Frihagen, Frede	335	2009
Arnoldi, Carl	244	1991	Frykman, Gösta	108	1967
Arnoldi, Carl	261	1994	Funkquist, Berit	56	1962
Asplund, Stefan	199	1983	Galante, Jorge O	100	1967
Axelsson, Paul	323	2006	Galante, Jorge O	145	1973
Baas, Jörgen	330	2008	Geertzen, Jan H B	279	1998
Bakalim, Georg	47	1960	Gemert, Jan G W A van	210	1984
Balkfors, Bengt	198	1982	Getz, Bernhard	22	1955
Banase, Xavier	303	2002	Gill, Gerald	85	1965
Barfred, Troels	152	1973	Glüer, Claus-C, Editor	304	2002
Bauer, Henrik C F	228	1988	Goodman, Stuart B	258	1994
Bellemans, Johan	288	1999	Greenough, Charles G	254	1993
Benink, Robert Jan	215	1985	Gudmundsson, Gudmundur	141	1972
Benum, Pål	156	1974	Guez, Michel	320	2006
Berg, Svante	343	2011	Gunterberg, Björn	162	1976
Bergmark, Anders	230	1989	Gustafson, Pelle	259	1994
Bergquist-Ullman, Marianne	170	1977	Hakelius, Anders	129	1970
Beumer, Annachienna	327	2008	Hakkarainen, Seppo	192	1981
Bjerkreim, Ingjald	157	1974	Hansen, Hans-Jörgen	11	1952
Blomgren, Gudmund	187	1981	Hansen, W Jörgen	71	1964
Blomqvist, Paul	294	2000	Hansen-Leth, Christian	197	1982
Boström, Åke	143	1972	Hansson, Jan	69	1964
Brattström, Håkan	68	1964	Hansson, Lars Ingvar	101	1967
Brodin, Harald	20	1955	Hansson, Lars Ingvar	226	1987
Brosjö, Otte	229	1989	Haraldsson, Stefan	38	1959
Broström, Lars-Åke	183	1979	Hedström, Östen	122	1969
Brouwer, K J	195	1982	Heesterbeek, Petra	344	2011
Bruijn, Hans P de	223	1987	Heikel, Henrik	39	1959
Brummer, Henry	89	1966	Henrichsen, Erik	34	1958
Brunk, Malte	9	1951	Henriksson, Lars	186	1980
Bünger, Cody	222	1987	Herberts, Peter	124	1969
Carlson, Håkan	28	1957	Hierton, Tor	10	1952
Carlstedt, Carl Anders	224	1987	Hinsenkamp, Maurice	196	1982
Cedell, Carl-Axel	110	1967	Hirsch, Carl	109	1967
Choong, Peter F M, Editor	273	1997	Hirsch, Georg	153	1974
Christensen, Finn Bjarke	313	2004	Hogervorst, Tom	336	2009
Christensen, Niels Olaf	151	1973	Holmstrand, Kaj	26	1957
Christensen, Steen Bach	214	1985	Holstein, Per Evald	213	1985
Crawford, Alvin H	218	1986	Horai, Jiri	118	1969
Cyvin, Karel Björn	166	1977	Huiskes, Rik	185	1980
Dahl, Benny	317	2005	Hult, Lennart	16	1954
Danckwardt-Lillieström, Göran	128	1969	Hult, Lennart	17	1954
Danckwardt-Lillieström, Göran	134	1970	Hvid, Ivan	227	1988
Danielsson, Lars	66	1964	Ilchman, Thomas	276	1997
Digas, Georgios	315	2005	Ingvarsson, Thorvaldur	298	2000
Dimmen, Sigbjörn	342	2011	Jacobsen, Klaus	194	1981
Ding, Ming	292	2000	Jacobsen, Steffen	324	2006
Ding, Ming	340	2010	Jakob, Roland P	191	1981
Doorn, Jan Willem C van	263	1995	Jakobsson, Åke	15	1954
Dunbar, Michael J	301	2001	Jensen, J Steen	188	1981
Edgren, Walter	84	1965	Jernberger, Acke	135	1970

Author	Supplement no	Year	Author	Supplement no	Year
Jerre, Torsten	6	1950	Mörk Petersen, Michael	293	2000
Johnson, David P	252	1993	Nachemson, Alf	43	1960
Jokinen, Tuula	36	1958	Netz, Per	176	1979
Jonsson, Bjarni	14	1953	Nilsonne, Ulf	37	1959
Jonsson, Tor Gunnar	193	1981	Nilsson, Bo	91	1966
Jonsäter, Stig	12	1952	Nisell, Ralph	216	1985
Jussila, Pekka	182	1980	Nordentoft, Erik Lössl	74	1964
Kadoya, Yoshinori	278	1998	Nordwall, Anders	150	1973
Kalén, Ragnar	112	1968	Nottrott, Markus	341	2010
Kallio, Erkki	30	1958	Obrant, Karl	287	1999
Kallio, Erkki	60	1963	O'Brien, John Patrick	163	1975
Karaharju, Erkki	105	1967	Odelberg-Johnson, Gösta	1	1934
Karlström, Göran	175	1979	Olerud, Sven	137	1971
Kazarin, Leon	146	1972	Olerud, Sven	140	1972
Kettunen, Kauko	29	1958	Olmarker, Kjell	242	1991
Kewenter, Yngve	2	1936	Olsson, Ola	295	2000
Kiaer, Thomas	257	1994	Olsson, Sten-Erik	8	1951
Kivilaakso, Risto	18	1955	Ornstein, Ewald	306	2002
Kiviluoto, Olli	164	1976	Overgaard, Sören	297	2000
Knutsson, Bertil	49	1961	Palmén, Kurt	208	1984
Koskinen, Erkki	57	1962	Paus, Bernhard	72	1964
Koskinen, Erkki	62	1963	Pearcy, Mark J	212	1985
Koskinen, Erkki	80	1965	Pedowitz, Robert A	245	1991
Kristiansen, Leif Pål	331	2009	Perey, Olof	25	1957
Kruczynski, Jacek	268	1996	Perren, Stephen	125	1969
Köhler, Rolf	55	1962	Persson, Björn Mauritz	117	1968
Körner, Lars	178	1979	Pieron, A P	148	1973
Landin, Lennart	202	1983	Puranen, Jaako	92	1966
Landoff, Gustav-Adolf	13	1953	Pylkkänen, Pauli	48	1960
Langelaan, E J van	204	1983	Rasmussen, Ove	211	1985
Langenskiöld, Anders	59	1962	Rauschning, Wolfgang	179	1979
Langenskiöld, Anders	106	1967	Reimers, Jörgen	184	1980
Lansinger, Olle	165	1977	Riska, Erik B	67	1964
Larmi, Teuvo	61	1963	Riska, Erik B	102	1967
Larsson, Sven-Erik	120	1969	Rissanen, Pentti	46	1960
Lauge-Pedersen, Henrik	307	2002	Ristiniemi, Jukka	326	2007
Laurent, Lars-Erik	35	1958	Ritsilä, Veijo	121	1969
Lauritzen, Jörgen	159	1975	Rokkanen, Pentti	58	1962
Leikkonen, Olavi	40	1959	Rolander, Svante	90	1966
Lempicki, Andrzej	236	1990	Romanus, Bertil	155	1974
Lewin, Thord	73	1964	Rosen, Sophus von	3	1939
Lidgren, Lars	281	1998	Ryd, Leif	220	1986
Lidström, Anders	41	1959	Rydell, Nils	88	1966
Lind, Martin	283	1998	Rydholm, Anders	203	1983
Lindberg, Lars	98	1967	Rünnow, Anders	201	1983
Lindsjö, Ulf	189	1981	Ryöppy, Soini	82	1965
Lippert, III Frederick G	138	1971	Rööser, Bo	225	1987
Ljunggren, Gunnela	95	1967	Saha, Amulya K	97	1967
Ljungqvist, Rolf	113	1968	Salenius, Pentti	114	1968
Lohmander, Stefan	266	1995	Santavirta, Seppa	310	2003
Lundberg, Arne	233	1989	Schatzker, Joseph	126	1969
Lundberg, Bo	119	1969	Schreiber, Adam	207	1984
Lysell, Erland	123	1969	Sedlin, Elias	83	1965
Mannerfelt, Lennart	87	1966	Selvik, Göran	232	1989
Marsk, Axel	31	1958	Sevastikoglou, John	33	1958
Mattson, Sten	144	1972	Sevastikoglou, John	136	1970
McPherson, G Duncan	78	1966	Sjöden, Göran	217	1985
Mechlenburg, Inger	329	2008	Skoglund, Björn	328	2007
Meyer, Johannes	86	1966	Skytting, Björn	291	2000
Meyer, Johannes	167	1977	Slätis, Per, Editor	231	1989
Michésson, Jarl-Erik	81	1965	Slätis, Per, Editor	237	1990
Minde, Jan	321	2006	Slätis, Per, Editor	241	1991
Mjöberg, Bengt	221	1986	Snellman, Olai	149	1973
Moberger, Gunnar	111	1968	Solonen, Kauko	27	1957
Morgan, Joe P	96	1967	Solonen, Kauko	54	1962
Mose, Knud	169	1977	Solonen, Kauko	63	1963
Myrhage, Ragnar	168	1977	Somppi, Eero	209	1984
Müssbichler, Herbert	132	1970	Soucacos, Panayotis N, Editor	264	1995

Author	Supplement no	Year	Author	Supplement no	Year
Soucasos, Panayotis N, Editor	275	1997	Tallqvist, Gustav	53	1962
Spangfort, Erik	142	1972	Thanner, Jonas	286	1999
Stilling, Maiken	337	2009	Thillemann, Theis Muncholm	338	2009
Stringa, Gabriele	99	1967	Thoren, Olle	70	1964
Strömqvist, Björn	200	1983	Tibell, Björn	139	1971
Strömqvist, Björn, Editor	235	1990	Tidermark, Jan	309	2003
Strömqvist, Björn, Editor	239	1990	Tillberg, Bengt	158	1974
Strömqvist, Björn, Editor	243	1991	Tkaczuk, Henryk	115	1968
Strömqvist, Björn, Editor	246	1991	Troelsen, Anders	332	2009
Strömqvist, Björn, Editor	247	1992	Troupp, Henry	51	1961
Strömqvist, Björn, Editor	248	1992	Trovik, Clement S	300	2001
Strömqvist, Björn, Editor	251	1993	Tägil, Magnus	290	2000
Strömqvist, Björn, Editor	253	1993	Töndevold, Erik	205	1983
Strömqvist, Björn, Editor	256	1994	Ulrich-Vinther, Michael	325	2007
Strömqvist, Björn, Editor	260	1994	Unander-Scharin, Lars	5	1950
Strömqvist, Björn, Editor	262	1994	Uvehammar, Johan	299	2001
Strömqvist, Björn, Editor	265	1994	Vahvanen, Veijo	107	1967
Strömqvist, Björn, Editor	267	1996	Vankka, Eero	104	1967
Strömqvist, Björn, Editor	270	1996	Videman, Tapio	131	1970
Strömqvist, Björn, Editor	272	1996	Viidik, Andrus	79	1965
Strömqvist, Björn, Editor	274	1997	Visser, Jan D	206	1984
Strömqvist, Björn, Editor	277	1997	Wallander, Henrik M	339	2010
Strömqvist, Björn, Editor	280	1998	Walldius, Börje	24	1957
Strömqvist, Björn, Editor	282	1998	Wang, Jian-Sheng	269	1996
Strömqvist, Björn, Editor	284	1999	Waugh, Theodore R	93	1966
Strömqvist, Björn, Editor	289	1999	Wedin, Rikard	302	2001
Strömqvist, Björn, Editor	305	2002	Weidow, Jonas	322	2006
Strömqvist, Björn, Editor	319	2005	Wendeberg, Bo	52	1961
Stäubli, Hans-U	249	1992	Werne, Sven	23	1957
Stören, Henrik	94	1967	Werner, Carl-Olof	174	1979
Störtebecker, Patrick	42	1960	Wetzenstein, Hilding	75	1964
Sudman, Einar	160	1975	White, Augustus	127	1969
Sunden, Göran A	103	1967	Wiig, Ola	333	2009
Sääf, Josef	7	1950	Wingstrand, Hans	219	1986
Söballe, Kjeld	255	1993	Zanoli, Gustavo	318	2005
Söderberg, Lennart	21	1956	Önnerfält, Rolf	171	1978
Söderman, Peter	296	2000	Österman, Kalevi	147	1972
Takagi, Michiaki	271	1996			